










Standard Millimeter Wave Rectangular TE_{10} Waveguide Aperture

Waveguide Spectrum	TE_{10} Cutoff Frequency (GHz)	MIL-DTL-85/3C	Internal Dimensions Width x Height (mils)	Internal Dimensions Width x Height (μm)
50 – 75 GHz WR-15 WM-3760	39.9 GHz		148.0 x 74.0	3760 x 1880
60 – 90 GHz WR-12 WM-3099	48.4 GHz		122.0 x 61.0	3099 x 1550
75 – 110 GHz WR-10 WM-2540	59 GHz		100.0 x 50.0	2540 x 1270
90 – 140 GHz WR-08 WM-2032	73.8 GHz		80.0 x 40.0	2032 x 1016
110 – 170 GHz WR-06 WM-1651	90.8 GHz		65.0 x 32.5	1651 x 825.5
140 – 220 GHz WR-05 WM-1295	115.7 GHz		51.0 x 25.5	1295 x 647.5
170 – 260 GHz WR-04 WM-1092	137.2 GHz		43.0 x 21.5	1092 x 546
220 – 325 GHz WR-03 WM-864	173.5 GHz		34.0 x 17.0	864 x 432
325-500 GHz WR-02.2 WM-570	263.0 GHz		22.0 x 11.0	570 x 285

Innovation in Millimeter Wave Solutions
www.omlinc.com
 (408) 779-2698

